



District Report Card: 2017


State: Uttarakhand	District: Uttarkashi
Class: 8	Subject: Language
Schools: 51	Students: 988


Participation/Coverage


Students

<div>GENDER</div> <div></div>	Boys		Girls	
	Number	%	Number	%
	453	45.85	535	54.15

<div>AREA</div> <div></div>	Rural		Urban	
	Number	%	Number	%
	953	96.46	35	3.54

<div>CATEGORY</div> <div></div>	SC		ST		OBC		GEN	
	Number	%	Number	%	Number	%	Number	%
	372	37.65	9	0.91	573	58.00	34	3.44

<div>CWSN</div> <div></div>	LD	VI	HI	S&LD	ID	Oth
	6	0	1	1	1	3

<div>Management</div> <div></div>	Government		Government-aided	
	Number	%	Number	%
	979	99.09	9	0.91

Average Performance of Students in Language (%)

Overall	Gender		Area		Management		Social Group			
	Male	Female	Rural	Urban	Govt.	Aided	SC	ST	OBC	GEN
55.24	56.60	54.08	55.49	48.38	55.23	55.56	52.51	56.30	56.84	57.84

Performance on Learning Outcomes (LOs)

Learning Outcomes	Description	Average Performance(%)
L813	Read textual/non-textual materials with comprehension and identifies the details, characters, main idea and sequence of ideas and events while reading	55.24

Range of Performance of Students who Answered Correctly							
Below 30%		30% - 50%		50% - 75%		Above 75%	
Number	%	Number	%	Number	%	Number	%
155	15.69	227	22.98	427	43.22	179	18.12

Lowest Performing Learning Outcomes (LOs)

1 - Read textual/non-textual materials with comprehension and identifies the details, characters, main idea and sequence of ideas and events while reading (55.24)